

Daily Lesson Plan (DLP)

Topic: Weeds: Basic Subtraction		Day :1
Grade: Pre-school kindergarten grade 1	Lesson Name: Basic Subtraction	Time :(60 Mins.)

Topic	Basic Subtraction
Weekly key words	One, Two, Three, Four, Five, Six, Seven, Eight, Nine, Ten
Seating plan	<input type="checkbox"/> Individual <input type="checkbox"/> Pairs <input type="checkbox"/> Group of 4
Skill development	<input checked="" type="checkbox"/> Reading <input checked="" type="checkbox"/> Writing <input checked="" type="checkbox"/> Discussion <input type="checkbox"/> Presentation <input type="checkbox"/> Reflection <input type="checkbox"/> Illustration <input type="checkbox"/> Collaboration <input type="checkbox"/> Observation <input type="checkbox"/> Research <input type="checkbox"/> Other (Specify

<p>Objectives:</p> <p>➤ The students will be able to:</p>	<p>Upon completion of this lesson, students will be able to:</p> <ul style="list-style-type: none"> ❖ define subtraction ❖ solve basic subtraction problems
<p>Teaching Resources:</p>	<p>Multimedia/projector, laptop, YouTube, writing board, notebook,</p>
<p style="text-align: center;">Teaching Learning Strategies</p>	
<p>Introduction: Oral Discussion: Take students' prior knowledge about the topic "basic counting" and encourage them to share their views about it. Listen to their responses and give feedback. 05 mins.</p> <p>Methodology: Show the following link to the students using multimedia or a laptop. https://youtu.be/rqiu_xcvSk4</p> <p>Group Work: Make each group of 4 students and encourage them to discuss the content shown in the video. (10 mins.)</p> <p>After 10 minutes of group discussion, the teacher will ask questions related to the video just shown in the classroom. (10 mins.)</p> <p>The teacher will write down the definition of pollination on the writing board and make sure the students read and understand it clearly. And discuss it in detail. (10 mins.)</p> <p>Activity: (10 mins.) (Peer Work)</p>	

Addition



Instructions:

- ✚ Take a paper and draw a sunflower.
- ✚ Add 3 boxes with subtraction and = to make sums.
- ✚ Laminate it.
- ✚ Now take seeds and do subtraction.
- ✚ Use marker to make different sums.

Wrap up (5mins.): Wind up the lesson by asking the students randomly to assess their understanding of the topic.

Individual Work:

Ask each student randomly to share if anyone ever teased him/her by calling different names. If yes, how he/she felt?

Worksheet (Day1)


Lesson Evaluation:


- Teacher was able to accomplish all aspects of the lesson well
- Teacher was not able to do warm up activity,
- develop lesson plan well,
- do the learning activity,
- do wrap up,
- accomplish lesson objective,
- manage time well,
- manage class well


Worksheet


Butterfly Garden Subtraction


I can use pictures to help me subtract.


$9 - 5 = \underline{\quad}$ 

$10 - 4 = \underline{\quad}$ 

$8 - 2 = \underline{\quad}$ 

$8 - 4 = \underline{\quad}$ 

$10 - 5 = \underline{\quad}$ 

$9 - 8 = \underline{\quad}$ 

© 2010 DripWorks, Inc. All rights reserved. Graphics by DripWorks, Inc.